

June 2024

Greetings St. Philip's Parents and Students!



St. PHILIP'S
SCHOOL & COMMUNITY CENTER

Mrs. Kellee Murrell
Principal

Thank you for another wonderful year at 1600 Pennsylvania Avenue! Enclosed you will find a summer reading list, math activity packets, school supply information, uniform policy, class trip information (2nd through 8th grades), a tentative 2024-2025 school year calendar, and several other important items. Many of these items, along with the full year calendar, will remain posted in the parent portal of our school website, www.stphilips1600.org. If any of the above items are missing please contact the Office of Admissions and Enrollment Management at admissions@stphilips.com. Records may be withheld if your child has missing books (library or textbooks) or if there is a need to reconcile with the business office for any reason.

The summer reading list is provided to encourage our students to continue daily reading habits they have established during the school year. Please help ensure that your child will be ready for school in August by participating with them in summer learning. You will find a letter about summer ALEKS Math requirements for all upcoming 4th, 5th, 6th, and 7th grade students. Upcoming 8th graders will work on ISEE preparation through Test Innovators with an additional calculator proficiency skill practice. All upcoming PK3 thru 3rd students will find a letter about summer math practice along with an activities calendar.

Plan to join us for our "Back to School Bash" event on Sunday, August 18th at 2:00 PM. This is also an opportunity for you to bring your labeled school supplies to the classroom before the first day of school. Look for a special message from your homeroom teacher or advisor in early August.

The first day of classes will be Wednesday, August 21st with **chapel service beginning at 8 :25 AM.**

There will be no before or after school care until , Monday, August 26th .

Parents, we will be looking for volunteers to assist in AM carpool – coined, K.S.S. (Keeping Saints Safe) each day. A sign-up link will be shared prior to the start of the school year for you to sign-up for your homeroom or grade levels week. Let me know if the students can count on seeing your smiling face as they arrive to school next year. If you can commit to one day or more, it will truly help. The shift is 7:40 until 8:00 AM. Thanks to all who stepped in to make our student arrivals happy and safe this past year. We truly appreciated your 'sunshine or rain' sacrifice.

Enjoy a wonderfully blessed summer!

Sincerely,

Kellee Murrell, George T. Lee Principal
kmurrell@stphilips.com

If it is to be, it's up to me!

1600 Pennsylvania Avenue • Dallas, Texas 75215 • (214) 421-5221 • www.stphilips1600.org

Tails

To

Tell



A decorative border surrounds the page, featuring a row of ten cartoon animal heads at the top and bottom. The animals include a lion, a frog, a tiger, a rhino, a bear, a monkey, a koala, a kangaroo, and another tiger. The border is yellow and black.

Welcome St. Philips' Pre K3 Family!

To kick off this new school year with a bang, we have designed two hands-on family activities to help you and your child get to know each other better.

1. Get into Summer Reading locations, people, places by reading at least 10 books from the list below and returning the attached Reading Log/ Bingo Board.


It must be placed inside a folder or a 1" small binder.

2. Each student is required to do two projects.

Book 1: You may complete an original project from any book you choose on the Prek- 3 Summer Reading list or choose one from the list.

Book 2: Create a Name Game activity.

Students will need to complete these projects by the second day of class.



Projects Ideas

Below you will find two project examples.

You may create the same projects or create your own from any book on the Summer Reading list

Book 1: I Am Enough by Grace Byers

Project: With your child's help, create an "All About Me" Bag.


Add 5 pictures about your child.

Picture of your child

Family Picture

My Favorites: Book, Color, Animal, Toy, Snack, etc.


You may use pictures, drawings, stickers, etc. Be Creative!!!




Book 2: "Hello my Name is!!!"

Project: Create a Name Games Activity


Materials: construction paper, pictures, drawings, small objects, clothes pins, etc.






Reading List


If You Give a Dog a Donut
by
Laura Numeroff




Love you to the Moon and Back
by Amelia Hepworth



More than Peach
by
Bellen Woodard




I Love My Hair by
Natasha Anastasia




Dragon Love Tacos by
Adam Rubin




A Seed Grows by
Antoinette Portis



Where Do Diggers Sleep at Night?
by Brianna Caplan Sayres




Pretty Brown Face by
Andrea and Brian Pinkney



If Animals Kissed Good Night
by Ann Paul



The Day You Begin
by Jacqueline Woodson





Wild about Learning

Plastic Letters:

Look for pictures of beginning sounds in magazines or newspapers and identify those letters using plastic letters on a cookie sheet or refrigerator .

Car Talk:

Using words that begin with the same sound, create silly sentences:
Leo the lion liked to lick a lot of lollipops!

Environment Print:

Identify the beginning sounds of stores, travel signs, restaurants, and places you see while driving.

Sensory Letters:

Create/form letters with shaving cream, salt, sandpaper, Play - doh, or chocolate pudding.

Book Talk:

When reading with your child, discuss the words used in the story. Identify the setting and the details.

Be a illustrator :

Allow your child to draw a picture of the pages in the book during story time.

Family Field:

Explore the world of books. Decide which book to read with your child and then plan a trip based on what they read.

Thomas the Train - Take a ride on a train.

Pete the Cat Perfect Pizza Party Eat pizza at pizza parlor.

Brown Bear, Brown Bear, What do you See Take a trip to the zoo.

Summer Reading

Complete 2-3 activity a week and color the square until you get BINGO!

Read
in the



Read
in the



Read
in the



Read
in the



Read
in the



Read
with



Read
with



Read
with



Read
with



Read
with



Read
about



Read
about



FREE
SPACE




Read
about



Read
about



Read
places



Read
places



Read
places



Read
places























Read
places





Reading Log

 <p>Parents Initial</p>	<p>FREE SPACE</p> 	 <p>Parents Initial</p>	 <p>Parents Initial</p>	 <p>Parents Initial</p>
 <p>Parents Initial</p>	 <p>Parents Initial</p>	 <p>Parents Initial</p>	<p>FREE SPACE</p> 	 <p>Parents Initial</p>
<p>FREE SPACE</p> 	 <p>Parents Initial</p>	 <p>Parents Initial</p>	 <p>Parents Initial</p>	 <p>Parents Initial</p>
 <p>Parents Initial</p>	 <p>Parents Initial</p>	 <p>Parents Initial</p>	 <p>Parents Initial</p>	<p>FREE SPACE</p> 



Summer Reading

Complete 2-3 activity a week and color the square until you get BINGO!

Read
in the



Read
in the



Read
in the



Read
in the



Read
in the



Read
with



Read
with



Read
with



Read
with



Read
with



Read
about



Read
about



FREE
SPACE




Read
about



Read
about



Read
places



Read
places



Read
places



Read
places



Read
places





Summer MATH




Dear Parents/Guardians and Students,

Let's keep the Mathematical thinking going all summer long. Regular practice over the summer with math facts, computation and problem solving will help students maintain and strengthen gains made over the school year. I have attached a math calendar filled with daily problems and activities to keep students learning all summer long. The goal is for you to have fun, thinking and working together with mathematical ideas. Discuss with your student how they got the solution and what strategy they used.

Even though the calendar has certain activities for each day, you can choose which day you complete each one. **The goal is to complete 15 math activities each month (June, July).** Complete each activity in your Summer Math Notebook, explaining your thinking, showing your work, or saving your artifact and placing it in your journal. Color the boxes on the calendar to show which activities you complete. **Bring your calendar and math notebook on the first day of school.**

Thank you for your support and have a wonderful summer vacation!





PK3

June



St. PHILIP'S
SCHOOL & COMMUNITY CENTER

Monday

All ABCYA activities can be accessed on any computer for free at <https://www.abcya.com/>

Tuesday

Wednesday

Thursday

Friday

- Roll the die.
- Say the number of dots



Sort the socks in the laundry by color or size.



Play number bingo

Build, draw or sing your own pattern.



Find circles in your house.



Line up at least 3 different figures or stuffed animals. Put them in order from shortest to tallest.

Sing songs that rhyme, repeat, or have numbers in them.



Collect, count and match the correct number of items to a number.



Play FUZZ bugs



Make a pattern with something collected in nature. Glue to a paper or draw a picture of it.



Choose your own!



Read a book of your choice. What math ideas did you find?



Play Number match



Take a walk with an adult outside. Draw on paper something big and something little.

- Roll the die.
- Say the number of dots






Play number bingo



Help set the table for a meal. How many people are there? How many forks do you need?

Do a puzzle. How many pieces were in your puzzle?





PK3

وای جی



All ABCYA activities can be accessed on any computer for free at <https://www.abcya.com/>


Monday

Tuesday

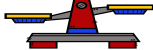
Wednesday

Thursday


Friday


Collect, count and match the correct number of items to a number.


Play FUZZ bugs


Bring different size containers to a place with sand or dirt. Fill them up and compare their weights.

Count to 10.
(without singing)
12345678910


• Roll the die.
• Say the number of dots

Play *Simon Says* by giving directions with a limited number

- jump 5 times
- clap 8 times
- take 4 steps back

As you walk or drive in the car, try to find all the numbers 0-9




Make a list of all the shapes you can think of. Go on a scavenger hunt looking for those shapes. Check off the shapes you find. Did you find them all?




Play a board game that has dice or a spinner with numbers.




Play Patterns


Play *Simon Says* with direction words. Move *next* to the couch, sit *under* the table, etc.


Collect, count and match the correct number of items to a number.

Build, color or sing your own pattern.




As you walk or drive in the car, try to find all the numbers 0-9




Choose your own!



Play number bingo

Make bowling pins out of plastic bottles. Label with the numbers 1-5. Roll a ball and knock them down. Which numbers are left?





Play Number match


Count to 10.
(without singing)
12345678910


• Roll the die.
• Choose the numeral that represents the number of dots.

Play *Simon Says* by giving directions with a limited number

- jump 5 times
- clap 8 times
- take 4 steps back


Play a board game that has dice or a spinner with numbers.





PreK3 School Supply List

2023-2024

Backpack

(Large enough to hold the nap towel and a folder, but preferably not too large for the child to walk with; mainly, no baby back packs and no rolling bags)

- 1 blue plastic/vinyl folder with brads and pockets**
- 1 red plastic/vinyl folder with brads and pockets**
- 2 Package jumbo crayons (8 count)**
- 2 Package dry erase markers**
- 1 Package markers**
- 4 pack of baby wipes (minimum 80 count)**
- 16 Elmer's glue sticks**
- 1-Bottle of hand sanitizer**
- 4 Boxes of Tissue**
- 2 Boxes Gallon Ziploc Bags**
- 2 Boxes Quart Ziploc Bags**
- 1 pack of construction paper**
- 1 pair of scissors**

Gym shoes are needed on PE days (scheduled days will be noted by teacher once school starts)

NO LACE GYM SHOES FOR PK3- NON-LACE ONLY (PE shoes will be worn to school on PE day only)

Towel for nap – NO BLANKETS, NO NAP MATS, NO SLEEPING BAGS, etc. (These will be returned home if sent to school for use at nap.)

Emergency uniform change for accidents – ex. blue bottoms; white top, socks, modesty shorts (girls), underwear – placed inside a labeled Ziplock bag. (Accidents vary from spills during lunch, illnesses, or simply having too much fun and waiting too late to go to the restroom, so please refrain from not seeing the importance of the change of clothes.)

We look forward to a powerful 2023-24 powerful school year! Make marvelous summer moments as you travel, chill, give, love, live and learn! The summer reading packets you will receive are filled with amazing reads and great activities! HAVE FUN!

*Much Love,
The Early Childhood Team*

2024-2025 St. Philip's School & Community Center Calendar

August 2024						
Su	M	Tu	W	Th	F	Sa
				1	2	3
4	5	6	7	8	9	10
11	12	13	14	15	16	17
18	19	20	21	22	23	24
25	26	27	28	29	30	31

September 2024						
Su	M	Tu	W	Th	F	Sa
1	2	3	4	5	6	7
8	9	10	11	12	13	14
15	16	17	18	19	20	21
22	23	24	25	26	27	28
29	30					

October 2024						
Su	M	Tu	W	Th	F	Sa
		1	2	3	4	5
6	7	8	9	10	11	12
13	14	15	16	17	18	19
20	21	22	23	24	25	26
27	28	29	30	31		

November 2024						
Su	M	Tu	W	Th	F	Sa
					1	2
3	4	5	6	7	8	9
10	11	12	13	14	15	16
17	18	19	20	21	22	23
24	25	26	27	28	29	30

December 2024						
Su	M	Tu	W	Th	F	Sa
1	2	3	4	5	6	7
8	9	10	11	12	13	14
15	16	17	18	19	20	21
22	23	24	25	26	27	28
29	30	31				

January 2025						
Su	M	Tu	W	Th	F	Sa
			1	2	3	4
5	6	7	8	9	10	11
12	13	14	15	16	17	18
19	20	21	22	23	24	25
26	27	28	29	30	31	

August	
18	Back to School Bash/ Middle School Tech Night
21	First Day of School
21	Quarter 1 Begins
22-23	Middle School Leadership Retreat
26	Before/After School Care Begins

September	
2	Labor Day - No School
6	New Parent Pastries w Principal In-person
16	Picture Day
17	PSA Meeting 5:45pm (In-Person)
19	North TX Giving Day
25	L.A.S.P. High School Fair
27	Private School Fair Day- No School

October	
8-Oct	Parent University Learning Simulation
11	Student Holiday/Staff Development
13	Fellowship Sunday
14	Indigenous People Day-Student & Staff Holiday
23/24	Quarter 1 Ends/ Quarter 2 Begins
28-31	Parent/Teacher Conferences

November	
1	Parent/Teacher Conferences
1	Pastries w/ Principal (Virtual)
11	Veterans Day/ Veterans Day Chapel
22	Grandparents Day/Early Release 12PM
25-29	Thanksgiving Break- No School

December	
2	Student Holiday/Staff Development
6	Pastries w/ Principal (Virtual)
12	Early Childhood Christmas Program 6pm
18	Christmas Chapel
19	1st-6th Christmas Musical 6pm
20	No Afterschool Care- 3:30/3:45-4:00 Dismissal
21-29	Christmas Break-No School

January	
1--3	Christmas Break-No School
6	Student Holiday/Staff Development
9/10	Quarter 2 Ends/ Quarter 3 Begins
14	PSA Meeting 5:45 (Virtual)
20	Martin Luther King Jr. Day- No School
31	Mid-Year Awards

February 2025						
Su	M	Tu	W	Th	F	Sa
						1
2	3	4	5	6	7	8
9	10	11	12	13	14	15
16	17	18	19	20	21	22
23	24	25	26	27	28	

March 2025						
Su	M	Tu	W	Th	F	Sa
						1
2	3	4	5	6	7	8
9	10	11	12	13	14	15
16	17	18	19	20	21	22
23	24	25	26	27	28	29
30	31					

April 2025						
Su	M	Tu	W	Th	F	Sa
		1	2	3	4	5
6	7	8	9	10	11	12
13	14	15	16	17	18	19
20	21	22	23	24	25	26
27	28	29	30			

May 2025						
Su	M	Tu	W	Th	F	Sa
				1	2	3
4	5	6	7	8	9	10
11	12	13	14	15	16	17
18	19	20	21	22	23	24
25	26	27	28	29	30	31

June 2025						
Su	M	Tu	W	Th	F	Sa
1	2	3	4	5	6	7
8	9	10	11	12	13	14
15	16	17	18	19	20	21
22	23	24	25	26	27	28
29	30					

July 2025						
Su	M	Tu	W	Th	F	Sa
		1	2	3	4	5
6	7	8	9	10	11	12
13	14	15	16	17	18	19
20	21	22	23	24	25	26
27	28	29	30	31		

February	
1	Re-Enrollment Opens
5	Real Men Pray Chapel
11	Parent University
14	Valentine's Day
14	Winter Break-Student Holiday/Staff Development
17	Winter Break-Student & Staff Holiday
28	Heritage Program

March	
1	Re-Enrollment Closes
14	Quarter 3 Ends
17-21	Spring Break-No School
24	Student Holiday/Staff Development
25	Quarter 4 Begins
31	Parent Conferences

April	
1--4	Parent Conferences
4	High School Signing Day
7--11	ERB Testing Week
18	Good Friday- No School
21	Easter Break- No School
22	Earth Day

May	
12--16	Teacher Appreciation Week
13	Blazer Ceremony/Passing of the Torch 8:30am
16	Field Day
21	E.C. 9am/L.S. 1:30 Awards
22	MSP/ MS Awards 9am
22	8th Graduation 6pm
23	Last Day of School/ Early Release 12PM

June	
2	Summer Packets Available on Parent Portal
14	Flag Day
15	Father's Day

July	
4	Independence day
	Student Holiday/Staff Development
	PSA/Parent University
	Student & Staff Holiday
	Parent Meeting Requirement Opportunity(4 is needed)

The Dallas Arts Hive

Bee in the Arts Summer 2024

Looking for ways to keep your child artsy this summer? These are a few of my go-to sites! I will be offering small group instruction this summer as well!

Email: Aholmes@stphilips.com for details!!!

Theater

<https://www.dct.org/academyclasses/summerclasses/>

<https://dallas.kidsoutandabout.com/content/drama-and-musical-theater-summer-camps-dallas>

Dance

<https://dallas.kidsoutandabout.com/content/dance-summer-camps-dallas>

Creative Writing

<https://dallas.kidsoutandabout.com/content/creative-writing-camp-1>

<https://writeonfrisco.com/collections/creative-writing-camps-summer>

Visual Arts

<https://www.kidartdallas.com/camps>

<https://studioartsdallas.com/classes-and-camps/summer-classes/art-camps/>

Music

<https://www.schoolofrock.com/locations/dallas/music-camps>

<https://dallas.kidsoutandabout.com/content/music-summer-camps-dallas-area>

UNIFORM GUIDELINES

Girl's 6th-8th grade



UNIFORM GUIDELINES

Girl's 4th-5th Grade



UNIFORM GUIDELINES

Girl's K4-3rd Grade



UNIFORM GUIDELINES

Girl's K2-K3 Grade



UNIFORM GUIDELINES

*Boy's 6th-8th grade



*Tie is a men's tie. No clip-ons in middle school.

UNIFORM GUIDELINES

Boy's K2-5th Grade



PE UNIFORM GUIDELINES

1st-8th Grade





DRESS CODE AND SCHOOL UNIFORM

St. Philip's School believes that emphasizing neat, clean, and appropriate attire will help students to develop good personal grooming throughout life. Haphazard grooming often encourages haphazard behavior and may interfere with a child's personal and academic progress. Adherence to this dress code is an exercise in obedience to rules and policy. We appreciate our parents' diligence in assisting their children in carefully adhering to the school uniform code.

Students shall observe the following specific requirements of the dress code:

A. General Appearance

1. Neat, clean, and appropriate grooming for school will be encouraged and expected.
2. Hair styles and cuts should reflect good taste, and be appropriate to the simplicity of the uniform. All hairstyles (natural and others) should be kept neat in appearance – in adherence to our standard of excellence in all areas.
3. Boys may not wear earrings. Girls may wear modest earrings.
4. Make-up is not permitted.
5. No hats or caps may be worn inside the building. Adults are also asked to comply.
6. All shirts and blouses must always be tucked in.
7. St. Philip's sweaters, crewneck sweatshirts, hoodies and jackets are the only types of outer wear to be worn in the building.
8. College/University T-Shirts or sweatshirts may **only** be worn on Fridays with the St. Philip's uniform skirts, shirts, slacks, or shorts.
9. Titans may wear any College/University apparel on Thursdays and special Fridays are Free Dress days.
10. No body art (tattoos) will be allowed.
11. No gang symbols on books, bodies, bags, or other personal belongings are allowed.

B. Basic Guidelines

1. Students who come to school improperly dressed will be issued a Dress Code Violation as a warning for their 1st offense. The

2nd dress code violation will result in the student being sent to the Admissions Office and parents being contacted to bring the proper clothing to school. The 3rd dress code violation will require the student to be picked up by the parent/guardian and taken home for the remainder of the day.

2. No miscellaneous items shall be worn on, over, or under the uniform. Extra coats, jackets, and non-uniform sweaters must be removed and hung in designated areas. They may not be worn in the building (hallway, classroom, gym, or cafeteria) once the school day has begun. St. Philip's sweaters, crewneck sweatshirts, hoodies and jackets are the only types of outer wear to be worn in the building.
3. Long pants are not acceptable for girls at any time.
4. St. Philip's plaid, red, white, or blue is the only acceptable color for hair accessories.
5. Uniform ties are to be worn on Mondays and special days.
6. The official uniform must be worn on Dress for Success Mondays. Boys should wear long pants and a uniform tie. Girls should wear dresses or skirts and a uniform tie. Middle School students must wear the Navy Blazer with St. Philip's emblem. No shorts or skorts may be worn on Mondays.
7. **November through March is winter weather. While there is no specific winter dress code, please be sure to dress your**

student wisely for the cold weather conditions.

C. Official Uniform

The official uniform can be purchased at Levines Uniform Store or Official Website. Please check with the Admission Office for specific details.

All required items of the uniform shall be worn as follows:

Uniform Girls

Shoes Girls

- **PK2-PK3:** Black Mary Jane w/Velcro **NO TENNIS SHOES**
- **PK4 through 8th Grades:** Black and white or navy and white saddle oxford shoes are the only shoes that girls may wear.

Pre-Kindergarten 2-Years Old through 3-Years Old Girls

- **White oxford (button down collar)** (shirt/blouse, long or short sleeved) School Plaid or Dark Blue – Jumper. (Skirts **may not** be worn)
- ***Navy** modesty shorts must be worn underneath jumper
- **Blue skorts** (no shorts or pants)
- White crew or knee socks (no lace) or white tights (no other color socks or tights may be worn). No ankle socks or footies may be worn
- School plaid cross tie
- St. Philip's red cardigan or pullover sweater with St. Philip's emblem.

Pre-Kindergarten 4-Year Olds through 3rd Grade Girls

- **White** shirt/blouse, long or short sleeved with button-down collar

- School plaid - Jumper (Skirts **may not** be worn)
- ***Navy** modesty shorts must be worn underneath jumper
- Blue skorts
- White crew or knee socks (no lace) or white tights (no other color socks or tights may be worn). No ankle socks or footies may be worn
- School plaid cross tie
- St. Philip's red cardigan or pullover sweater with St. Philip's emblem.

4th through 5th Grade Girls Uniform

- School plaid - skirt only
- The remainder of the uniform is the same as 3rd grade girls (as described above) apart from the plaid jumper.

6th-8th Grade Girls Uniform

- Khaki- skirt only
- Red logo polo
- School plaid cross tie
- **Light Blue** shirt/blouse, long or short sleeved with button-down collar and **Navy** blazer with St. Philip's emblem is required for "Dress for Success" Monday's.
- St. Philip's **Navy** cardigan or pullover sweater with St. Philip's emblem.

*Girls **must** wear navy modesty shorts under their jumpers so that they may participate in more vigorous activities without embarrassment or undue concern about immodesty.

Uniform Boys

Shoes Boys

- **PK2-PK3:** Black Leather---Velcro **NO LACE UP SHOES**
- **PK4 – 8th Grades:** Boy's black lace-up shoe

Pre-Kindergarten 2 – 3-Year-Old Boys

- Navy blue slacks with or without cuffs (no corduroy or

outside labels such as Bugle Boy or Dockers)

- Baggy or "sagging" pants are not permitted
- Navy walking or knee – length shorts
- White oxford (button down collar) shirt, long or short sleeved
- Navy or black socks only with uniform shoes
- **No ankle socks or footies may be worn**
- Red cardigan or pullover sweater with St. Philip's emblem.

Pre-Kindergarten 4 Year Olds - 5th Grade Boys

- Navy blue slacks with or without cuffs (no corduroy or outside labels such as Bugle Boy or Dockers)
- Black or navy belt with small buckle (mandatory for K-6th grade)
- Baggy or "sagging" pants are not permitted
- Navy walking or knee-length shorts
- White shirt, long or short sleeved with button down collar
- Navy or black socks **only** with uniform shoes
- **No ankle socks or footies may be worn**
- Red cardigan or pullover sweater with St. Philip's emblem.

6th-8th Grade Boys

- Khaki pants
- Khaki knee-length shorts
- Red logo polo
- School plaid tie (no clip-on, needs to be a full tie)
- **Light Blue** shirt/blouse, long or short sleeved with button-down collar and **Navy** blazer with St. Philip's emblem is required for "Dress for Success" Monday's.

- St. Philip's **Navy** cardigan or pullover sweater with St. Philip's emblem.

Physical Education Attire

Girls and boys (1st-8th) must wear **royal blue**, cotton blend shorts and **gray** T-shirts with an official St. Philip's logo. The official P. E. uniforms can be purchased through the Squadlocker Spirit Shop. The Squadlocker Spirit Shop carries P. E. shorts, short-sleeved and long-sleeved shirts as well as sweatshirts and sweatpants. PK2-Kinder students **do not** purchase PE (Physical Education) uniforms. They will wear their sneakers with their official uniform.

1st-8th grade boys and girls may bring any type of lace-up sneaker shoes for P.E. However, they are only to be worn with the P.E. uniform. When students are in the official school uniform, the official uniform shoe must be worn. Sneakers with roller blades are not permitted (roller runners).

Free & Special Dress Days

- When "Free & Special Dress Day(s)" are awarded, the attire must represent the St. Philip's Statement of Mission and Values. When students are awarded free dress days, while on field trips or on field day, they must wear closed toed shoes.
- Additional dress guidelines will be communicated at time of "Free & Special Dress Day(s)"
- **The following items do not meet the requirements of the Dress Code and cannot be worn on campus or while participating in academic excursions.**
- Students must wear closed-toe shoes at all times while on campus and on academic excursions. Crocs, slippers, and Bubble Slides are not acceptable school footwear.
- Clothing that is sheer or reveals large amounts of skin such as a tank top or shirt/dress with spaghetti straps.
- Shirts or clothing referring to sex, drugs, alcohol, violence pertaining to degrading and distracting statements.

- Outerwear that fits tightly such as biker shorts, compression shorts and pants, tights, jegging, leggings, pajamas, yoga pants, etc. Spandex attire is not permitted.
- Shorts (for boys and girls), dresses and skirt length must reach the mid-thigh when seated.
- Clothing that restricts movement or makes it difficult to remove as needed.
- **No one-piece, onesies, full-body, or full jumper** outfits are permitted for Early Childhood and students with urinary incontinence.

No Sandals on Free Dress or Special Dress Days - Open-toed shoes are not permitted.

This policy is effective immediately and will be enforced.

Levines

YOUR UNIFORM HEADQUARTERS

SHOP EARLY - SAVE MORE!

MAY 5TH THRU JUNE 1ST 20% OFF!

JUNE 2ND THRU JUNE 29TH 15% OFF!

IN STORE, ONLINE & YOU CAN PUT IN LAYAWAY!!

SHOP ONLINE AT LEVINESSTORES.COM

LEVINES #92
2550 W REDBIRD LN
DALLAS TX 75237
(214) 330-8186

LEVINES #19
511 W JEFFERSON
DALLAS TX 75208
(214) 948-7396

STORE HOURS

**MON - SAT 10 AM TO 6 PM
SUN 11 AM - 5 PM**

**EXTENDED HOURS DURING BACK TO
SCHOOL SEASON JULY - AUGUST**

**EASY
LAYAWAY
PLAN**

20% DOWN PAYMENT HOLDS UP TO \$300.00 WORTH
OF MERCHANDISE

PAYMENTS DUE EVERY TWO WEEKS

PAYMENT SCHEDULE IS PROVIDED

WE ACCEPT CASH, DEBIT CARDS AND THESE CREDIT CARDS



Levines

YOUR UNIFORM HEADQUARTERS

**AGA SUS COMPRAS CON TIEMPO!
Y AHORRESE MAS!**

DEL 5 DE MAYO AL 1 DE JUNIO 20% DE DESCUENTO!

DEL 2 DE JUNIO AL 29 DE JUNIO 15% DE DESCUENTO!
DENTRO DE LA TIENDA Y EN LINEA & SE PUEDE PONER EN APARTADO
HAGA SUS COMPRAS EN LINEA A LEVINESSTORES.COM

LEVINES #92
2550 W REDBIRD LN
DALLAS TX 75237
(214) 330-8186

LEVINES #19
511 W JEFFERSON
DALLAS TX 75208
(214) 948-7396

HORARIO DE OPERACION

LUNES - SABADO 10 AM TO 6 PM
DOMINGO 11 AM - 5 PM

**HORAS EXTENDIDAS PARA EL REGRESO DE
ESCUELA DURANTE JULIO A AGOSTO**

EASY
LAYAWAY
PLAN

PLAN DE APARTADO FACIL

20% DE PAGO DE ENGANCHE PARA RETENER HASTA
\$300 EN VALOR DE MERCANCIA, PAGO VENCE CADA
DOS SEMANA PROVEMOS PAGO PROGRAMADO

ACEPTAMOS EFECTIVO, TARJETAS DE DEBITO Y ESTAS
TARJETAS DE CREDITO

