

June 2024

Greetings St. Philip's Parents and Students!



Mrs. Kellee Murrell
Principal

Thank you for another wonderful year at 1600 Pennsylvania Avenue! Enclosed you will find a summer reading list, math activity packets, school supply information, uniform policy, class trip information (2nd through 8th grades), a tentative 2024-2025 school year calendar, and several other important items. Many of these items, along with the full year calendar, will remain posted in the parent portal of our school website, www.stphilips1600.org. If any of the above items are missing please contact the Office of Admissions and Enrollment Management at admissions@stphilips.com. Records may be withheld if your child has missing books (library or textbooks) or if there is a need to reconcile with the business office for any reason.

The summer reading list is provided to encourage our students to continue daily reading habits they have established during the school year. Please help ensure that your child will be ready for school in August by participating with them in summer learning. You will find a letter about summer ALEKS Math requirements for all upcoming 4th, 5th, 6th, and 7th grade students. Upcoming 8th graders will work on ISEE preparation through Test Innovators with an additional calculator proficiency skill practice. All upcoming PK3 thru 3rd students will find a letter about summer math practice along with an activities calendar.

Plan to join us for our "Back to School Bash" event on Sunday, August 18th at 2:00 PM. This is also an opportunity for you to bring your labeled school supplies to the classroom before the first day of school. Look for a special message from your homeroom teacher or advisor in early August.

The first day of classes will be Wednesday, August 21st with **chapel service beginning at 8 :25 AM.**

There will be no before or after school care until , Monday, August 26th .

Parents, we will be looking for volunteers to assist in AM carpool – coined, K.S.S. (Keeping Saints Safe) each day. A sign-up link will be shared prior to the start of the school year for you to sign-up for your homeroom or grade levels week. Let me know if the students can count on seeing your smiling face as they arrive to school next year. If you can commit to one day or more, it will truly help. The shift is 7:40 until 8:00 AM. Thanks to all who stepped in to make our student arrivals happy and safe this past year. We truly appreciated your 'sunshine or rain' sacrifice.


Enjoy a wonderfully blessed summer!

Sincerely,


Kellee Murrell, George T. Lee Principal
kmurrell@stphilips.com

If it is to be, it's up to me!

1600 Pennsylvania Avenue • Dallas, Texas 75215 • (214) 421-5221 • www.stphilips1600.org



St. Philip's Middle School Summer Reading Novels & Project Rising 7th Graders



Please note: All 2024 summer reading for rising 7th graders at St. Philip's School & Community Center-Middle School students is **required**. Students should read BOTH novels, complete the assignment over the summer, and submit the work to their ELAR teacher on the first day of school of the 2024-2025 school year. As much as possible, we encourage students to continue reading throughout the summer months to prevent skill regression.

Assignment Directions: Please choose one of the following options:

Option	General Directions <i>*Please see each assignment sheet for specific instructions. *</i>
Option I: Graphic Organizer and Black Diamond Paragraph	<p>Part 1: Complete the graphic organizer requiring you to provide direct quotes from the text and analyze those quotes for specific literary elements related to a character. You may either complete your graphic organizer by hand or type your work.</p> <p>Part 2: Black Diamond Paragraph: Choose one of those quotes and write a paragraph analyzing the quote's meaning and how the author develops that meaning. You may write your paragraph by hand or type your work.</p>
Option II: One Pager and Black Diamond Paragraph	<p>Part 1: A one-pager is a one-page document that allows you to express your understanding of the text through writing, drawing, and other forms of written expression. You will think about various text elements and complete the assignment following the directions for each box on the page. You may either create your one-pager by hand, or you may create your work digitally.</p> <p>Part 2: Black Diamond Paragraph: Choose the content in one of those boxes and write a paragraph analyzing its meaning and how the author develops that meaning. You may write your paragraph by hand or type your work.</p>

Due Date: Teachers will collect all work on the first school day.

Name: _____ Book: _____

OPTION 1, Part 1: GRAPHIC ORGANIZER

Directions: As you read, identify quotes in the text that show the listed literary elements related to the character. Write these direct quotes and analyze their overall meaning for the text and how the author develops that meaning.

Literary Element	Direct Text Evidence <i>Please use proper citations.</i>	Analysis <i>Explanation of the quote's meaning and how the author develops that meaning.</i>
Character Dialogue or Speech		
Internal Character Thoughts		
Character Trait		

Directions: As you read, identify quotes in the text that show the listed literary elements related to the character. Write these direct quotes and analyze their overall meaning for the text and how the author develops that meaning.

Literary Element	Direct Text Evidence <i>Please use proper citations.</i>		Analysis <i>Explanation of the quote's meaning and how the author develops that meaning.</i>
Character Action			
Character's Effect on Others			

Name: _____ Book: _____

OPTION 1, Part 2: ANALYTICAL PARAGRAPH

Directions: After completing the book and graphic organizer, choose one of the quotes from your graphic organizer and write a paragraph analyzing the quote more deeply. Synthesize your ideas to focus on the author's overall development of the moment in that quote. Write one paragraph response answering the following:

- How does that author develop this moment in the novel? Be sure to **analyze** the evidence, explaining **how** and **why** the author included those specific moments in the story.

Reminder: Be sure to include all parts of a strong analysis paragraph: (1) *Topic Sentence*, (2) *Background Information*, (3) *Direct Text Evidence with Proper Citation*, (4) *Analysis*, (5) *Synthesis*.

This image shows a single sheet of white paper with horizontal blue ruling lines. The lines are evenly spaced and run across the width of the page. There are no margins, text, or other markings on the paper.

OPTION 2, Part 1-ONE PAGER

Directions: Complete the one-page diagram with assigned content for each box following the guidelines below. Choose visual and written ways to express meaning from the text, along with your understanding of the author's work.

Your one-pager should include:

- **Border: Character's Effect on Others**

Content represents how the protagonist (main character) affects other characters.

- **Box 1: Character Dialogue or Speech**

An image with a quotation wove into or around it. The images should somehow represent an important moment of character dialogue/speech.

- **Box 2: Internal Character Thoughts**

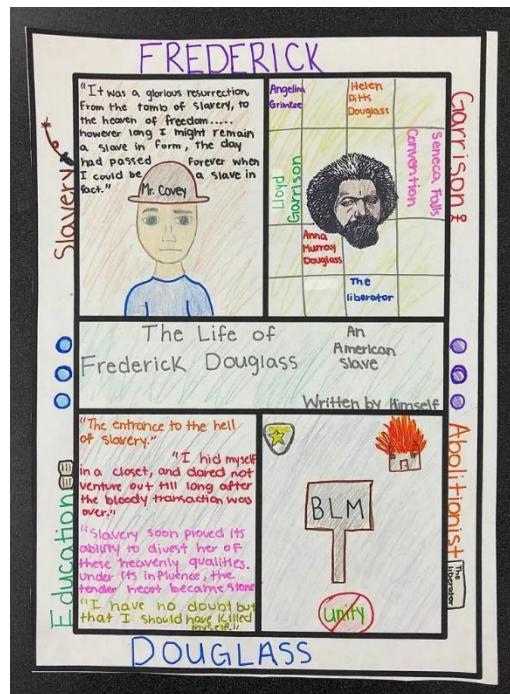
Quotes and images that represent the protagonist's internal thoughts at an important moment.

- **Box 3: Character Trait**

Words and/or images representing the protagonist's character trait(s).

- **Box 4: Character Action**

Quotes and images that show a character's action that is important to the story. The action could contribute to the conflict, show a theme, develop the character, etc.



One-Pager Examples

Border- Character's Effect on Others

**Border-Character's
Effect on Others**

**Border- Character 's
Effect on Others**



4th – 7th Grade Summer Math Requirement:

This summer all students are required to work in *ALEKS*. Students will continue their path from the school year. Some students may have to begin by taking a diagnostic assessment when they log in. Please do not assist them as they will continue working on this program weekly throughout the year and must be able to work independently. This program will design a path to help students increase their math skills and retain concepts. Students **MUST** work to receive a 100% completion percentage on the current instructional level of *ALEKS*. This requirement must be completed by the 1st day of school. If students are working above grade level they should have an email with Math Summer Requirement as the subject to confirm and let them know what is required of them. See the guidelines below (Page 2) regarding what students need to do to receive credit.

Account logins for new students will be sent to parents via email by June 3rd. Students will access *ALEKS* by visiting www.aleks.com. Please print this sheet and have your student write down their log in information below, to ensure that they have this information during the summer. *Please share this information with any household where your student will spend a significant amount of time this summer.

Username: _____

Password: _____

Teachers will receive a report monthly and again at the end of the summer detailing your student's progress and this will count as a completion quiz grade. **Students not meeting the requirement will receive a 0 as their first quiz grade.** Parents will receive a weekly summary email of your student's progress. Please watch the video to listen to detailed instructions. <https://youtu.be/pPPEQiYrEV8>

****Please pay close attention to the number of topics that students have learned or mastered. This is the way to increase their percentage. The goal is to retain and improve your student's math skills over the summer. The results will also provide valuable information on how we can work together to ensure your student's success during the next school year.**

Finally, here are guidelines for making the most out of the at-home learning experience:

1. **Students MUST keep an organized ALEKS journal to work out problems.** They will include the topic title and date for each page. Do not allow your student to use a calculator, unless it is provided within the program for a specific problem. **Journals are required to be turned in to your student's math teacher on the 1st day of school.**
2. **Please discourage your student from using external help**, such as the Internet or a family member providing them with answers. Students will get the most benefit from working through the problems on their own! They can access videos on Khan Academy, Flocabulary, Math antics or Math Playground for instructional concepts and practice as needed. Topics may be done in any order. Students are encouraged to skip around to work on topics that they are more familiar with before tackling problems that may be more challenging for them.
3. **Don't forget that tools are available in the ALEKS program to help your student!**
Tools include:
 - A Dictionary of math terms and concepts
 - An "Explanation" button providing step-by-step instructions for solving a problem
4. **Set a regular work schedule. Students work speed may require additional time.**
 - Hours Per Week: **1+**
 - Number of Days Per Week: **2-3 days a week**
5. **Check your student's progress percentage often. Do NOT wait until the last week.**
6. **For 4th Grade ONLY...If your student has NOT completed Reflex math multiplication and division at 100%, keep working toward this goal in addition to ALEKS. This will help with their math fluency and success in ALEKS.**
 - Access Reflex math through your Clever account to check your percentage.

For technical assistance, please contact ALEKS Customer Support:

- Hours (Eastern Time):
 - Sunday, 4:00 PM – 1:00 AM
 - Monday - Thursday, 7:00 AM – 1:00 AM
 - Friday, 7:00 AM – 9:00 PM
- Contact: <http://support.aleks.com>

Thank you for your cooperation and support. If you have any questions, concerns or issues with your account, please email your student's teacher or tgovan@stphilips.com

Have a wonderful summer!



ST. PHILIP'S SCHOOL & COMMUNITY CENTER-MIDDLE

SCHOOL SUPPLY LIST 2024-2025

This list comprises what every middle school student needs to start the school year. Please read each list carefully and note what is required for each class. When bringing items to school, we request that you separate, bag, and label the items with your name and the class name. All items should be packed in a way that is easy to distribute to each teacher. Please do not bring supplies mixed in several bags for all teachers. We will not sort any supplies at school; only previously sorted supplies will be distributed to the appropriate teachers/classes. Please adhere to the request in bold/underlined form.

<p style="text-align: center;">6th-8th GRADE GENERAL SUPPLIES</p> <p>1 set of earbuds 2 packs of wide-ruled notebook paper 2 packs #2 pencils/mechanical pencils w/extra lead 8-tabbed plastic dividers w/pockets 1 three-hole punched pencil pouch</p>	<p style="text-align: center;">6th-8th GRADE ENGLISH, LANGUAGE ARTS & READING</p> <p>1 composition notebook (wide ruled) 1-spiral notebook w/divider pockets (2 subj, wide ruled) 1-pack of markers broad tip Plastic folder, no brads 1 pack of dry-erase markers Dry erase spray 1.5-inch binder 4 tabbed file folders 1 pack of 3 x 5 index cards (on key ring) Red check pen</p>
<p style="text-align: center;">6th-8th GRADE SCIENCE</p> <p>2 composition notebooks (wide ruled) 1 roll of kitchen paper towels 1 Dry-erase marker 3 boxes of Kleenex</p>	<p style="text-align: center;">6th-8th GRADE SOCIAL STUDIES</p> <p>1 spiral notebook (5 subject, wide ruled w/pockets) 1 pack-colored pencils Pens/Pencils 3 Glue Sticks Personal Dictionary (Webster paperback) 1 Manuel Pencil Sharpener 2 Pair Scissors 3 Highlighters 1 plastic folder (6th blue, 7th red, 8th black) with brads and pockets</p>
<p style="text-align: center;">6th-8th GRADE MATH</p> <p>½ inch wide graph paper notebook no spiral (100 sheets) 2 Composition notebooks (100 sheets) TI-84 Calculator (7th and 8th grade only) Dry Erase Markers</p>	<p style="text-align: center;">6th-8th GRADE SPANISH & LATIN</p> <p>1 spiral notebook (purple) 1 plastic folder w/pockets (purple) 2 dry-erase markers 1 pack of 4 x 6 index cards (100 count)</p>
<p style="text-align: center;">6th-8th GRADE FINE ART</p> <p>1 blue binder 1 spiral notebook 5 dividers</p>	<p style="text-align: center;">6th-8th GRADE TECHNOLOGY</p> <p>1 set of earbuds</p>
<p style="text-align: center;">PHYSICAL EDUCATION</p> <p>1 St. Philip's PE uniform (may be purchased from the school spirit shop) 1 pair of rubber sole gym shoes</p>	<p style="text-align: center;">ENTREPRENEURSHIP</p> <p>1 blue binder (1.5 inch) with a clear outside sleeve</p>
<p style="text-align: center;">ADVISORY</p> <p>1 box of Kleenex</p>	<p style="text-align: center;">6th-8th Summer Novel List</p> <p>6th- Hatchet & A Long Walk to Water by Gary Paulsen 7th- Gone to the Woods & The Winter Room by Gary Paulsen 8th- Of Mice and Men by John Steinbeck</p>



St. Philip's School and Community Center

Middle School Retreat Information

Hello Parents,

We are excited for our students to participate in the overnight Middle School Retreat from Thursday, August 22 to Friday, August 23. We will load the bus at **8:00 am Thursday (Drive-thru at the back of SPSCC)** and depart for the Lakeview Camp and Retreat Center at 5128 FM 66, Waxahachie, Texas 75167. Students will need to eat breakfast on the morning of the 22nd. St. Philip's will provide all other meals. Students are estimated to return to school in time for afternoon pick-up at 4 pm, on Friday, August 23rd.

Detailed Packing List:

Clothing	Personal Items
Thursday Attire PE Uniform (to be worn on bus for departure)	1 Large Towel 1 Face Towel Toiletries (Toothbrush, Toothpaste, Soap, Deodorant, Hair Products, Comb/Brush, Face Wash, Lotion, etc.) Shower Shoes 1 set of twin sheets, 1 pillow, 1 blanket or, sleeping bag, and 1 pillow
Friday Attire (by grade level) 6 th yellow t-shirt 7 th red t-shirt 8 th blue t-shirt Athletic shorts or jean shorts 1 pair of sneakers/tennis shoes	
Additional Items	What to bring on the bus
Insect repellent Sunscreen Flashlight Bible	Refillable water bottle 1 Drawstring backpack

*Please ensure your child's hair is styled so the student can maintain himself/herself.

Please arrive at St. Philip's School and Community Center on Friday at 4 pm for pickup.

2024-2025

Seventh-Grade Washington, D.C.

Academic Excursion



The seventh-grade academic excursion will be a week-long trip to Washington, D.C. The group will fly to Washington, D.C. to explore exhibits of Smithsonian Museums, the Capitol, and more. Complete details of the trip will be communicated at a pre-trip parent meeting.

Trip Dates: October 7th-11th, 2024

Cost: Previous year \$725 (inflation increase to be expected)

We look forward to a unique and life-changing trip with the students!

2024-2025 St. Philip's School & Community Center Calendar

August 2024						
Su	M	Tu	W	Th	F	Sa
				1	2	3
4	5	6	7	8	9	10
11	12	13	14	15	16	17
18	19	20	21	22	23	24
25	26	27	28	29	30	31

September 2024						
Su	M	Tu	W	Th	F	Sa
1	2	3	4	5	6	7
8	9	10	11	12	13	14
15	16	17	18	19	20	21
22	23	24	25	26	27	28
29	30					

October 2024						
Su	M	Tu	W	Th	F	Sa
		1	2	3	4	5
6	7	8	9	10	11	12
13	14	15	16	17	18	19
20	21	22	23	24	25	26
27	28	29	30	31		

November 2024						
Su	M	Tu	W	Th	F	Sa
					1	2
3	4	5	6	7	8	9
10	11	12	13	14	15	16
17	18	19	20	21	22	23
24	25	26	27	28	29	30

December 2024						
Su	M	Tu	W	Th	F	Sa
1	2	3	4	5	6	7
8	9	10	11	12	13	14
15	16	17	18	19	20	21
22	23	24	25	26	27	28
29	30	31				

January 2025						
Su	M	Tu	W	Th	F	Sa
			1	2	3	4
5	6	7	8	9	10	11
12	13	14	15	16	17	18
19	20	21	22	23	24	25
26	27	28	29	30	31	

August	
18	Back to School Bash/ Middle School Tech Night
21	First Day of School
21	Quarter 1 Begins
22-23	Middle School Leadership Retreat
26	Before/After School Care Begins

September	
2	Labor Day - No School
6	New Parent Pastries w Principal In-person
16	Picture Day
17	PSA Meeting 5:45pm (In-Person)
19	North TX Giving Day
25	L.A.S.P. High School Fair
27	Private School Fair Day- No School

October	
8-Oct	Parent University Learning Simulation
11	Student Holiday/Staff Development
13	Fellowship Sunday
14	Indigenous People Day-Student & Staff Holiday
23/24	Quarter 1 Ends/ Quarter 2 Begins
28-31	Parent/Teacher Conferences

November	
1	Parent/Teacher Conferences
1	Pastries w/ Principal (Virtual)
11	Veterans Day/ Veterans Day Chapel
22	Grandparents Day/Early Release 12PM
25-29	Thanksgiving Break- No School

December	
2	Student Holiday/Staff Development
6	Pastries w/ Principal (Virtual)
12	Early Childhood Christmas Program 6pm
18	Christmas Chapel
19	1st-6th Christmas Musical 6pm
20	No Afterschool Care- 3:30/3:45-4:00 Dismissal
21-29	Christmas Break-No School

January	
1--3	Christmas Break-No School
6	Student Holiday/Staff Development
9/10	Quarter 2 Ends/ Quarter 3 Begins
14	PSA Meeting 5:45 (Virtual)
20	Martin Luther King Jr. Day- No School
31	Mid-Year Awards

February 2025						
Su	M	Tu	W	Th	F	Sa
						1
2	3	4	5	6	7	8
9	10	11	12	13	14	15
16	17	18	19	20	21	22
23	24	25	26	27	28	

March 2025						
Su	M	Tu	W	Th	F	Sa
						1
2	3	4	5	6	7	8
9	10	11	12	13	14	15
16	17	18	19	20	21	22
23	24	25	26	27	28	29
30	31					

April 2025						
Su	M	Tu	W	Th	F	Sa
		1	2	3	4	5
6	7	8	9	10	11	12
13	14	15	16	17	18	19
20	21	22	23	24	25	26
27	28	29	30			

May 2025						
Su	M	Tu	W	Th	F	Sa
				1	2	3
4	5	6	7	8	9	10
11	12	13	14	15	16	17
18	19	20	21	22	23	24
25	26	27	28	29	30	31

June 2025						
Su	M	Tu	W	Th	F	Sa
1	2	3	4	5	6	7
8	9	10	11	12	13	14
15	16	17	18	19	20	21
22	23	24	25	26	27	28
29	30					

July 2025						
Su	M	Tu	W	Th	F	Sa
		1	2	3	4	5
6	7	8	9	10	11	12
13	14	15	16	17	18	19
20	21	22	23	24	25	26
27	28	29	30	31		

February	
1	Re-Enrollment Opens
5	Real Men Pray Chapel
11	Parent University
14	Valentine's Day
14	Winter Break-Student Holiday/Staff Development
17	Winter Break-Student & Staff Holiday
28	Heritage Program

March	
1	Re-Enrollment Closes
14	Quarter 3 Ends
17-21	Spring Break-No School
24	Student Holiday/Staff Development
25	Quarter 4 Begins
31	Parent Conferences

April	
1--4	Parent Conferences
4	High School Signing Day
7--11	ERB Testing Week
18	Good Friday- No School
21	Easter Break- No School
22	Earth Day

May	
12--16	Teacher Appreciation Week
13	Blazer Ceremony/Passing of the Torch 8:30am
16	Field Day
21	E.C. 9am/L.S. 1:30 Awards
22	MSP/ MS Awards 9am
22	8th Graduation 6pm
23	Last Day of School/ Early Release 12PM

June	
2	Summer Packets Available on Parent Portal
14	Flag Day
15	Father's Day

July	
4	Independence day
	Student Holiday/Staff Development
	PSA/Parent University
	Student & Staff Holiday
	Parent Meeting Requirement Opportunity(4 is needed)

The Dallas Arts Hive

Bee in the Arts Summer 2024

Looking for ways to keep your child artsy this summer? These are a few of my go-to sites! I will be offering small group instruction this summer as well!

Email: Aholmes@stphilips.com for details!!!

Theater

<https://www.dct.org/academyclasses/summerclasses/>

<https://dallas.kidsoutandabout.com/content/drama-and-musical-theater-summer-camps-dallas>

Visual Arts

<https://www.kidartdallas.com/camps>

<https://studioartsdallas.com/classes-and-camps/summer-classes/art-camps/>

Dance

<https://dallas.kidsoutandabout.com/content/dance-summer-camps-dallas>

Music

<https://www.schoolofrock.com/locations/dallas/music-camps>

<https://dallas.kidsoutandabout.com/content/music-summer-camps-dallas-area>

Creative Writing

<https://dallas.kidsoutandabout.com/content/creative-writing-camp-1>

<https://writeonfrisco.com/collections/creative-writing-camps-summer>

UNIFORM GUIDELINES

Girl's 6th-8th grade



UNIFORM GUIDELINES

Girl's 4th-5th Grade



UNIFORM GUIDELINES

Girl's K4-3rd Grade



UNIFORM GUIDELINES

Girl's K2-K3 Grade



UNIFORM GUIDELINES

*Boy's 6th-8th grade



*Tie is a men's tie. No clip-ons in middle school.

UNIFORM GUIDELINES

Boy's K2-5th Grade



PE UNIFORM GUIDELINES

1st-8th Grade





DRESS CODE AND SCHOOL UNIFORM

St. Philip's School believes that emphasizing neat, clean, and appropriate attire will help students to develop good personal grooming throughout life. Haphazard grooming often encourages haphazard behavior and may interfere with a child's personal and academic progress. Adherence to this dress code is an exercise in obedience to rules and policy. We appreciate our parents' diligence in assisting their children in carefully adhering to the school uniform code.

Students shall observe the following specific requirements of the dress code:

A. General Appearance

1. Neat, clean, and appropriate grooming for school will be encouraged and expected.
2. Hair styles and cuts should reflect good taste, and be appropriate to the simplicity of the uniform. All hairstyles (natural and others) should be kept neat in appearance – in adherence to our standard of excellence in all areas.
3. Boys may not wear earrings. Girls may wear modest earrings.
4. Make-up is not permitted.
5. No hats or caps may be worn inside the building. Adults are also asked to comply.
6. All shirts and blouses must always be tucked in.
7. St. Philip's sweaters, crewneck sweatshirts, hoodies and jackets are the only types of outer wear to be worn in the building.
8. College/University T-Shirts or sweatshirts may **only** be worn on Fridays with the St. Philip's uniform skirts, shirts, slacks, or shorts.
9. Titans may wear any College/University apparel on Thursdays and special Fridays are Free Dress days.
10. No body art (tattoos) will be allowed.
11. No gang symbols on books, bodies, bags, or other personal belongings are allowed.

B. Basic Guidelines

1. Students who come to school improperly dressed will be issued a Dress Code Violation as a warning for their 1st offense. The

2nd dress code violation will result in the student being sent to the Admissions Office and parents being contacted to bring the proper clothing to school. The 3rd dress code violation will require the student to be picked up by the parent/guardian and taken home for the remainder of the day.

2. No miscellaneous items shall be worn on, over, or under the uniform. Extra coats, jackets, and non-uniform sweaters must be removed and hung in designated areas. They may not be worn in the building (hallway, classroom, gym, or cafeteria) once the school day has begun. St. Philip's sweaters, crewneck sweatshirts, hoodies and jackets are the only types of outer wear to be worn in the building.
3. Long pants are not acceptable for girls at any time.
4. St. Philip's plaid, red, white, or blue is the only acceptable color for hair accessories.
5. Uniform ties are to be worn on Mondays and special days.
6. The official uniform must be worn on Dress for Success Mondays. Boys should wear long pants and a uniform tie. Girls should wear dresses or skirts and a uniform tie. Middle School students must wear the Navy Blazer with St. Philip's emblem. No shorts or skorts may be worn on Mondays.
7. **November through March is winter weather. While there is no specific winter dress code, please be sure to dress your**

student wisely for the cold weather conditions.

C. Official Uniform

The official uniform can be purchased at Levines Uniform Store or Official Website. Please check with the Admission Office for specific details.

All required items of the uniform shall be worn as follows:

Uniform Girls

Shoes Girls

- **PK2-PK3:** Black Mary Jane w/Velcro **NO TENNIS SHOES**
- **PK4 through 8th Grades:** Black and white or navy and white saddle oxford shoes are the only shoes that girls may wear.

Pre-Kindergarten 2-Years Old through 3-Years Old Girls

- **White oxford (button down collar)** (shirt/blouse, long or short sleeved) School Plaid or Dark Blue – Jumper. (Skirts **may not** be worn)
- ***Navy** modesty shorts must be worn underneath jumper
- **Blue skorts** (no shorts or pants)
- White crew or knee socks (no lace) or white tights (no other color socks or tights may be worn). No ankle socks or footies may be worn
- School plaid cross tie
- St. Philip's red cardigan or pullover sweater with St. Philip's emblem.

Pre-Kindergarten 4-Year Olds through 3rd Grade Girls

- **White** shirt/blouse, long or short sleeved with button-down collar

- School plaid - Jumper (Skirts **may not** be worn)
- ***Navy** modesty shorts must be worn underneath jumper
- Blue skorts
- White crew or knee socks (no lace) or white tights (no other color socks or tights may be worn). No ankle socks or footies may be worn
- School plaid cross tie
- St. Philip's red cardigan or pullover sweater with St. Philip's emblem.

4th through 5th Grade Girls Uniform

- School plaid - skirt only
- The remainder of the uniform is the same as 3rd grade girls (as described above) apart from the plaid jumper.

6th-8th Grade Girls Uniform

- Khaki- skirt only
- Red logo polo
- School plaid cross tie
- **Light Blue** shirt/blouse, long or short sleeved with button-down collar and **Navy** blazer with St. Philip's emblem is required for "Dress for Success" Monday's.
- St. Philip's **Navy** cardigan or pullover sweater with St. Philip's emblem.

*Girls **must** wear navy modesty shorts under their jumpers so that they may participate in more vigorous activities without embarrassment or undue concern about immodesty.

Uniform Boys

Shoes Boys

- **PK2-PK3:** Black Leather---Velcro **NO LACE UP SHOES**
- **PK4 – 8th Grades:** Boy's black lace-up shoe

Pre-Kindergarten 2 – 3-Year-Old Boys

- Navy blue slacks with or without cuffs (no corduroy or

outside labels such as Bugle Boy or Dockers)

- Baggy or "sagging" pants are not permitted
- Navy walking or knee – length shorts
- White oxford (button down collar) shirt, long or short sleeved
- Navy or black socks only with uniform shoes
- **No ankle socks or footies may be worn**
- Red cardigan or pullover sweater with St. Philip's emblem.

Pre-Kindergarten 4 Year Olds - 5th Grade Boys

- Navy blue slacks with or without cuffs (no corduroy or outside labels such as Bugle Boy or Dockers)
- Black or navy belt with small buckle (mandatory for K-6th grade)
- Baggy or "sagging" pants are not permitted
- Navy walking or knee-length shorts
- White shirt, long or short sleeved with button down collar
- Navy or black socks **only** with uniform shoes
- **No ankle socks or footies may be worn**
- Red cardigan or pullover sweater with St. Philip's emblem.

6th-8th Grade Boys

- Khaki pants
- Khaki knee-length shorts
- Red logo polo
- School plaid tie (no clip-on, needs to be a full tie)
- **Light Blue** shirt/blouse, long or short sleeved with button-down collar and **Navy** blazer with St. Philip's emblem is required for "Dress for Success" Monday's.

- St. Philip's **Navy** cardigan or pullover sweater with St. Philip's emblem.

Physical Education Attire

Girls and boys (1st-8th) must wear **royal blue**, cotton blend shorts and **gray** T-shirts with an official St. Philip's logo. The official P. E. uniforms can be purchased through the Squadlocker Spirit Shop. The Squadlocker Spirit Shop carries P. E. shorts, short-sleeved and long-sleeved shirts as well as sweatshirts and sweatpants. PK2-Kinder students **do not** purchase PE (Physical Education) uniforms. They will wear their sneakers with their official uniform.

1st-8th grade boys and girls may bring any type of lace-up sneaker shoes for P.E. However, they are only to be worn with the P.E. uniform. When students are in the official school uniform, the official uniform shoe must be worn. Sneakers with roller blades are not permitted (roller runners).

Free & Special Dress Days

- When "Free & Special Dress Day(s)" are awarded, the attire must represent the St. Philip's Statement of Mission and Values. When students are awarded free dress days, while on field trips or on field day, they must wear closed toed shoes.
- Additional dress guidelines will be communicated at time of "Free & Special Dress Day(s)"
- **The following items do not meet the requirements of the Dress Code and cannot be worn on campus or while participating in academic excursions.**
- Students must wear closed-toe shoes at all times while on campus and on academic excursions. Crocs, slippers, and Bubble Slides are not acceptable school footwear.
- Clothing that is sheer or reveals large amounts of skin such as a tank top or shirt/dress with spaghetti straps.
- Shirts or clothing referring to sex, drugs, alcohol, violence pertaining to degrading and distracting statements.

- Outerwear that fits tightly such as biker shorts, compression shorts and pants, tights, jegging, leggings, pajamas, yoga pants, etc. Spandex attire is not permitted.
- Shorts (for boys and girls), dresses and skirt length must reach the mid-thigh when seated.
- Clothing that restricts movement or makes it difficult to remove as needed.
- **No one-piece, onesies, full-body, or full jumper** outfits are permitted for Early Childhood and students with urinary incontinence.

No Sandals on Free Dress or Special Dress Days - Open-toed shoes are not permitted.

This policy is effective immediately and will be enforced.

Levines

YOUR UNIFORM HEADQUARTERS

SHOP EARLY - SAVE MORE!

MAY 5TH THRU JUNE 1ST 20% OFF!

JUNE 2ND THRU JUNE 29TH 15% OFF!

IN STORE, ONLINE & YOU CAN PUT IN LAYAWAY!!

SHOP ONLINE AT LEVINESSTORES.COM

LEVINES #92
2550 W REDBIRD LN
DALLAS TX 75237
(214) 330-8186

LEVINES #19
511 W JEFFERSON
DALLAS TX 75208
(214) 948-7396

STORE HOURS

**MON - SAT 10 AM TO 6 PM
SUN 11 AM - 5 PM**

**EXTENDED HOURS DURING BACK TO
SCHOOL SEASON JULY - AUGUST**

**EASY
LAYAWAY
PLAN**

20% DOWN PAYMENT HOLDS UP TO \$300.00 WORTH
OF MERCHANDISE

PAYMENTS DUE EVERY TWO WEEKS

PAYMENT SCHEDULE IS PROVIDED

WE ACCEPT CASH, DEBIT CARDS AND THESE CREDIT CARDS



Levines

YOUR UNIFORM HEADQUARTERS

**AGA SUS COMPRAS CON TIEMPO!
Y AHORRESE MAS!**

DEL 5 DE MAYO AL 1 DE JUNIO 20% DE DESCUENTO!

DEL 2 DE JUNIO AL 29 DE JUNIO 15% DE DESCUENTO!
DENTRO DE LA TIENDA Y EN LINEA & SE PUEDE PONER EN APARTADO
HAGA SUS COMPRAS EN LINEA A LEVINESSTORES.COM

LEVINES #92
2550 W REDBIRD LN
DALLAS TX 75237
(214) 330-8186

LEVINES #19
511 W JEFFERSON
DALLAS TX 75208
(214) 948-7396

HORARIO DE OPERACION

LUNES - SABADO 10 AM TO 6 PM
DOMINGO 11 AM - 5 PM

**HORAS EXTENDIDAS PARA EL REGRESO DE
ESCUELA DURANTE JULIO A AGOSTO**

EASY
LAYAWAY
PLAN

PLAN DE APARTADO FACIL

20% DE PAGO DE ENGANCHE PARA RETENER HASTA
\$300 EN VALOR DE MERCANCIA, PAGO VENCE CADA
DOS SEMANA PROVEMOS PAGO PROGRAMADO

ACEPTAMOS EFECTIVO, TARJETAS DE DEBITO Y ESTAS
TARJETAS DE CREDITO

