

June 2024

Greetings St. Philip's Parents and Students!



Mrs. Kellee Murrell  
*Principal*

Thank you for another wonderful year at 1600 Pennsylvania Avenue! Enclosed you will find a summer reading list, math activity packets, school supply information, uniform policy, class trip information (2nd through 8th grades), a tentative 2024-2025 school year calendar, and several other important items. Many of these items, along with the full year calendar, will remain posted in the parent portal of our school website, [www.stphilips1600.org](http://www.stphilips1600.org). If any of the above items are missing please contact the Office of Admissions and Enrollment Management at [admissions@stphilips.com](mailto:admissions@stphilips.com). Records may be withheld if your child has missing books (library or textbooks) or if there is a need to reconcile with the business office for any reason.

The summer reading list is provided to encourage our students to continue daily reading habits they have established during the school year. Please help ensure that your child will be ready for school in August by participating with them in summer learning. You will find a letter about summer ALEKS Math requirements for all upcoming 4th, 5th, 6th, and 7th grade students. Upcoming 8th graders will work on ISEE preparation through Test Innovators with an additional calculator proficiency skill practice. All upcoming PK3 thru 3rd students will find a letter about summer math practice along with an activities calendar.

Plan to join us for our "Back to School Bash" event on Sunday, August 18th at 2:00 PM. This is also an opportunity for you to bring your labeled school supplies to the classroom before the first day of school. Look for a special message from your homeroom teacher or advisor in early August.

The first day of classes will be Wednesday, August 21st with **chapel service beginning at 8 :25 AM.**

There will be no before or after school care until , Monday, August 26th .

Parents, we will be looking for volunteers to assist in AM carpool – coined, K.S.S. (Keeping Saints Safe) each day. A sign-up link will be shared prior to the start of the school year for you to sign-up for your homeroom or grade levels week. Let me know if the students can count on seeing your smiling face as they arrive to school next year. If you can commit to one day or more, it will truly help. The shift is 7:40 until 8:00 AM. Thanks to all who stepped in to make our student arrivals happy and safe this past year. We truly appreciated your 'sunshine or rain' sacrifice.

Enjoy a wonderfully blessed summer!

Sincerely,

Kellee Murrell, George T. Lee Principal  
[kmurrell@stphilips.com](mailto:kmurrell@stphilips.com)

**If it is to be, it's up to me!**

1600 Pennsylvania Avenue • Dallas, Texas 75215 • (214) 421-5221 • [www.stphilips1600.org](http://www.stphilips1600.org)


# 1st Grade Summer Reading Project

## Requirements:

1. Each student must select a book from the attached reading list and complete the projects listed below.

**Book Report Mobile:** Students will create a book report mobile from a book on the reading list below. Students will be graded on the required elements, content, appearance, and creativeness. **The mobile is due on the first day of school, 10 points will be deducted each day the project is late.**

Students must include the following on their mobile:



Name  
Book Title  
Author  
Characters  
Setting  
Beginning  
Middle  
End



**Collage:** Students will create a collage describing time spent with family members over the summer. Use a medium size poster board (11"x14") and apply photos, pictures and words from magazines, stickers, and any other items to add creativity. **The collage is due on the first day of school. 10 points will be deducted each day the project is late.**

2. Each student must read at least 10 books from the attached reading list and complete the attached reading log. **Ten points will be deducted each day the Reading Log is late.**

# 1st Grade

## Summer Reading List

1. The Cat in the Hat by Dr. Seuss
2. The Magic Tree House series by Mary Pope Osborne
3. Junie B. Jones series by Barbara Park
4. Amelia Bedelia series by Peggy Parish
5. The Nate the Great series by Marjorie Weinman Sharmat
6. The Berenstain Bears series by Stan and Jan Berenstain
7. The Very Hungry Caterpillar by Eric Carle
8. The Curious George series by H.A. Rey and Margret Rey
9. Stellaluna by Janell Cannon
10. Clifford the Big Red Dog series by Norman Bridwell
11. The Henry and Mudge series by Cynthia Rylant
12. The Tale of Peter Rabbit by Beatrix Potter
13. The Rainbow Fish by Marcus Pfister
14. Alexander and the Terrible, Horrible, No Good, Very Bad Day by Judith Viorst
15. The Polar Express by Chris Van Allsburg
16. Corduroy by Don Freeman
17. The Velveteen Rabbit by Margery Williams
18. The Giving Tree by Shel Silverstein
19. Madeline by Ludwig Bemelmans
20. The Little Engine That Could by Watty Piper
21. Pete the Cat series by James Dean and Eric Litwin
22. How Do Dinosaurs... series by Jane Yolen and Mark Teague (e.g., How Do Dinosaurs Say Good Night)
23. 28 Days: Moments in Black History That Changed the World by Charles R. Smith Jr.
24. Of Thee I Sing: A Letter to My Daughters by Barack Obama
25. Before She was Harriet by Lesa Cline-Ransome
26. He's Got the Whole World in His Hands by Kadir Nelson

## **Tips on how to enjoy reading:**

- **Listen to a book being read aloud.**
  - **Take turns reading to a friend or parent.**
  - **Read the book by yourself and tell someone about your favorite parts.**
  - **Record yourself reading the book or parts of the book a second time. Listen to the tape or audio file.**
  - **Make a list of the books you have read. Use a code to indicate how you felt about each book.**
- 
- **Visit the library and explore the section with information books. Select those that interest you.**
  - **Check out a poetry book and make copies of your favorite poems.**

**Knowing how to choose a good book is part of being a good reader. Have fun choosing and reading books this summer!!!**



Parents,

Help your child practice these words over the summer months. They have already mastered some of the lists, so pick up where they need to begin working. Once they have mastered a list, they should work on the next list. Students should practice the words from Word Lists B-E over the summer months. They will also be covered throughout the school year.

## Word List B #66-#100

<b>him</b>	<b>into</b>	<b>time</b>	<b>has</b>	<b>look</b>
<b>two</b>	<b>more</b>	<b>write</b>	<b>go</b>	<b>see</b>
<b>number</b>	<b>no</b>	<b>way</b>	<b>could</b>	<b>people</b>
<b>my</b>	<b>than</b>	<b>first</b>	<b>water</b>	<b>been</b>
<b>call</b>	<b>who</b>	<b>oil</b>	<b>now</b>	<b>find</b>
<b>long</b>	<b>down</b>	<b>day</b>	<b>did</b>	<b>get</b>
<b>come</b>	<b>made</b>	<b>may</b>	<b>part</b>	<b>over</b>

## Word List C #101-#150

<b>new</b>	<b>sound</b>	<b>take</b>	<b>only</b>	<b>little</b>
<b>work</b>	<b>know</b>	<b>place</b>	<b>year</b>	<b>live</b>
<b>me</b>	<b>back</b>	<b>give</b>	<b>most</b>	<b>very</b>
<b>after</b>	<b>thing</b>	<b>our</b>	<b>just</b>	<b>name</b>
<b>good</b>	<b>sentence</b>	<b>man</b>	<b>think</b>	<b>say</b>
<b>great</b>	<b>where</b>	<b>help</b>	<b>through</b>	<b>much</b>
<b>before</b>	<b>line</b>	<b>right</b>	<b>too</b>	<b>mean</b>
<b>old</b>	<b>any</b>	<b>same</b>	<b>tell</b>	<b>boy</b>
<b>follow</b>	<b>came</b>	<b>want</b>	<b>show</b>	<b>also</b>
<b>around</b>	<b>form</b>	<b>three</b>	<b>small</b>	<b>set</b>

## Word List C #151-#200

<b>put</b>	<b>end</b>	<b>does</b>	<b>another</b>	<b>well</b>
<b>large</b>	<b>must</b>	<b>big</b>	<b>even</b>	<b>such</b>
<b>because</b>	<b>turn</b>	<b>here</b>	<b>why</b>	<b>ask</b>
<b>went</b>	<b>men</b>	<b>read</b>	<b>need</b>	<b>land</b>
<b>different</b>	<b>home</b>	<b>us</b>	<b>move</b>	<b>try</b>
<b>kind</b>	<b>hand</b>	<b>picture</b>	<b>again</b>	<b>change</b>
<b>off</b>	<b>play</b>	<b>spell</b>	<b>air</b>	<b>away</b>
<b>animal</b>	<b>house</b>	<b>point</b>	<b>page</b>	<b>letter</b>
<b>mother</b>	<b>answer</b>	<b>found</b>	<b>study</b>	<b>still</b>
<b>learn</b>	<b>should</b>	<b>America</b>	<b>world</b>	<b>high</b>

## Word List D #201-#250

<b>every</b>	<b>near</b>	<b>add</b>	<b>food</b>	<b>between</b>
<b>own</b>	<b>below</b>	<b>country</b>	<b>plant</b>	<b>last</b>
<b>school</b>	<b>father</b>	<b>keep</b>	<b>tree</b>	<b>never</b>
<b>start</b>	<b>city</b>	<b>earth</b>	<b>eye</b>	<b>light</b>
<b>thought</b>	<b>head</b>	<b>under</b>	<b>story</b>	<b>saw</b>
<b>left</b>	<b>don't</b>	<b>few</b>	<b>while</b>	<b>along</b>
<b>might</b>	<b>close</b>	<b>something</b>	<b>seem</b>	<b>next</b>
<b>hard</b>	<b>open</b>	<b>example</b>	<b>begin</b>	<b>life</b>
<b>always</b>	<b>those</b>	<b>both</b>	<b>paper</b>	<b>together</b>
<b>got</b>	<b>group</b>	<b>often</b>	<b>run</b>	<b>important</b>

## Word List D #251-#300

<b>until</b>	<b>children</b>	<b>side</b>	<b>feet</b>	<b>car</b>
<b>mile</b>	<b>night</b>	<b>walk</b>	<b>white</b>	<b>sea</b>
<b>began</b>	<b>grow</b>	<b>took</b>	<b>river</b>	<b>four</b>
<b>carry</b>	<b>state</b>	<b>once</b>	<b>book</b>	<b>hear</b>
<b>stop</b>	<b>without</b>	<b>second</b>	<b>late</b>	<b>miss</b>
<b>idea</b>	<b>enough</b>	<b>eat</b>	<b>face</b>	<b>watch</b>
<b>far</b>	<b>Indian</b>	<b>real</b>	<b>almost</b>	<b>let</b>
<b>above</b>	<b>girl</b>	<b>sometimes</b>	<b>mountain</b>	<b>cut</b>
<b>young</b>	<b>talk</b>	<b>soon</b>	<b>list</b>	<b>song</b>
<b>being</b>	<b>leave</b>	<b>family</b>	<b>it's</b>	<b>afternoon</b>

## Word List E #301-#350

<b>body</b>	<b>music</b>	<b>color</b>	<b>stand</b>	<b>sun</b>
<b>question</b>	<b>fish</b>	<b>area</b>	<b>mark</b>	<b>dog</b>
<b>horse</b>	<b>birds</b>	<b>problem</b>	<b>complete</b>	<b>room</b>
<b>knew</b>	<b>since</b>	<b>ever</b>	<b>piece</b>	<b>told</b>
<b>usually</b>	<b>didn't</b>	<b>friends</b>	<b>easy</b>	<b>heard</b>
<b>order</b>	<b>red</b>	<b>door</b>	<b>sure</b>	<b>become</b>
<b>top</b>	<b>ship</b>	<b>across</b>	<b>today</b>	<b>during</b>
<b>short</b>	<b>better</b>	<b>best</b>	<b>however</b>	<b>low</b>
<b>hours</b>	<b>black</b>	<b>products</b>	<b>happened</b>	<b>whole</b>
<b>measure</b>	<b>remember</b>	<b>early</b>	<b>waves</b>	<b>reached</b>

## Word List E #351-#400

<b>listen</b>	<b>wind</b>	<b>rock</b>	<b>space</b>	<b>covered</b>
<b>fast</b>	<b>several</b>	<b>hold</b>	<b>himself</b>	<b>toward</b>
<b>five</b>	<b>step</b>	<b>morning</b>	<b>passed</b>	<b>vowel</b>
<b>true</b>	<b>hundred</b>	<b>against</b>	<b>pattern</b>	<b>numeral</b>
<b>table</b>	<b>north</b>	<b>slowly</b>	<b>money</b>	<b>map</b>
<b>farm</b>	<b>pulled</b>	<b>draw</b>	<b>voice</b>	<b>seen</b>
<b>cold</b>	<b>cried</b>	<b>plan</b>	<b>notice</b>	<b>south</b>
<b>sing</b>	<b>war</b>	<b>ground</b>	<b>fall</b>	<b>king</b>
<b>town</b>	<b>I'll</b>	<b>unit</b>	<b>figure</b>	<b>certain</b>
<b>field</b>	<b>travel</b>	<b>wood</b>	<b>fire</b>	<b>upon</b>

## Word List F #401-#450

<b>done</b>	<b>English</b>	<b>road</b>	<b>halt</b>	<b>ten</b>
<b>fly</b>	<b>gave</b>	<b>box</b>	<b>finally</b>	<b>wait</b>
<b>correct</b>	<b>oh</b>	<b>quickly</b>	<b>person</b>	<b>became</b>
<b>shown</b>	<b>minutes</b>	<b>strong</b>	<b>verb</b>	<b>stars</b>
<b>front</b>	<b>feel</b>	<b>fact</b>	<b>inches</b>	<b>street</b>
<b>decided</b>	<b>contain</b>	<b>course</b>	<b>surface</b>	<b>produce</b>
<b>building</b>	<b>ocean</b>	<b>class</b>	<b>note</b>	<b>nothing</b>
<b>rest</b>	<b>carefully</b>	<b>scientists</b>	<b>inside</b>	<b>wheels</b>
<b>stay</b>	<b>green</b>	<b>known</b>	<b>island</b>	<b>week</b>
<b>less</b>	<b>machine</b>	<b>base</b>	<b>ago</b>	<b>stood</b>



Lower School

# Summer MATH

## SUMMER math practice

Help reduce the



Dear Parents/Guardians and Students,


Let's keep the Mathematical thinking going all summer long. Regular practice over the summer with math facts, computation and problem solving will help students maintain and strengthen gains made over the school year. I have attached a math calendar filled with daily problems and activities to keep students learning all summer long. The goal is for you to have fun, thinking and working together with mathematical ideas. Discuss with your student how they got the solution and what strategy they used.

Even though the calendar has certain activities for each day, you can choose which day you complete each one. **The goal is to complete all math activities each month (June, July) in addition to reaching the required fluency percentage through Reflex Math.** Complete each activity in your Summer Math Notebook, explaining your thinking, showing your work, or saving your artifact and placing it in your journal. **Bring your calendar with a parent signature and math notebook on the first day of school. Your fluency percentage will be checked as well. These items will count as your first quiz grade for the term.**

Thank you for your support and have a wonderful summer vacation!
















The Math Department



**\*\* Reflex math percentages will be checked on the 1st day of school. Watch this video**  
**<https://youtu.be/07SNBjike34>**

Returning students access Reflexmath through their Clever account.  New students go to <https://www.reflexmath.com/> Log in information sent to parents via email. All activities with (\*\*) can be accessed at <https://tangmath.com/games> If you need help with this information, please contact your child's teacher or email [tgovan@stphilips.com](mailto:tgovan@stphilips.com).


# June



Monday	Tuesday	Wednesday	Thursday	Friday
Find the sums. Circle the evens. $4+8=$ $6+2=$ $10+5=$ $3+7=$	Play Missing (+) Combo (easy level) ** 	Draw a shape with 4 sides and 4 angles. What is its name?	Reach 65% fluency  	Roll a set of dice. Add the digits to find the sum. Do this 20 times. Record.
Skip count by 5's or 10's as high as you can.	Reach 65% fluency  	Pancakes! If everyone in your family had 3, how many would that be?	Play Break Apart Make 10 (easy level) ** 	 Cut the pizza in 4 equal pieces. Write the fraction.
Practice DOUBLES ( $2+2$ , $3+3$ , $4+4$ , etc.)	Play How Much How Many ** 	Draw a clock showing what time you go to bed.	 Choose your own!	Reach 65% fluency  
Divide the rectangle into 2 equal pieces. What fraction is this? 	Play a game of Go Fish to Ten at home (if you pick 2 ask for 8!)	Reach 65% fluency  	$\_\_\_ + 4 = 9$ $13 - 5 = \_\_\_$ $\_\_\_ + 7 = 12$	If you see 8 people, how many eyes would you see? Explain 

















Returning students access Reflexmath through their Clever account.  New students go to <https://www.reflexmath.com/> Log in information sent to parents via email. All activities with (\*\*) can be accessed at <https://tangmath.com/games> If you need help with this information, please contact your child's teacher or email [tgovan@stphilips.com](mailto:tgovan@stphilips.com).

# July



<b>Monday</b> <b>Reach 65% fluency</b> 	<b>Tuesday</b> <b>Solve:</b> $6 + \underline{\quad} = 7$ $12 = \underline{\quad} + 6$ $5 + 6 = \underline{\quad}$ $\underline{\quad} = 4 + 4$	<b>Wednesday</b>  Choose your own!	<b>Thursday</b> Grab a handful of coins. Sort them and find their value. repeat 5 times.	<b>Friday</b> <b>Play Break</b> <b>Apart Make 10 (easy level) **</b> 
<b>Monday</b> My rule machine add: 5 to every number I put in. What do I get when I put 12 in? When I put 22 in?	<b>Tuesday</b> <b>Reach 65% fluency</b> 	<b>Wednesday</b> Skip count by 5's or 10's as high as you can.	<b>Thursday</b>  Choose your own!	<b>Friday</b> Roll a set of dice. Add the digits to find the sum. Do this 20 times. Record.
<b>Monday</b>  Choose your own!	<b>Tuesday</b> Practice DOUBLES (2+2, 3+3, 4+4, etc.)	<b>Wednesday</b> <b>Reach 65% fluency</b> 	<b>Thursday</b> What is an odd number? Give 4 examples.	<b>Friday</b> Martha ate 13 cookies. Joe ate 6. How many did they eat in all?
<b>Monday</b> <b>Play Break</b> <b>Apart Make 10 (easy level) **</b> 	<b>Tuesday</b>  Choose your own!	<b>Wednesday</b> $4 + \underline{\quad} = 8$ $6 = \underline{\quad} + 5$ $3 + 2 = \underline{\quad}$ $\quad = 5 + 4$	<b>Thursday</b> <b>Reach 65% fluency</b> 	<b>Friday</b> Skip count by 5's or 10's as high as you can.
<b>Monday</b> Identify number words zero to thirty	<b>Tuesday</b> <b>Reach 65% fluency</b> 	<b>Wednesday</b>	<b>Thursday</b>	<b>Friday</b>





## St. Philip's School and Community Center

### 1st Grade School Supply List

2024-2025

First grade is such a rewarding year, and we are looking forward to sharing it with you! We hope you have a restful summer vacation filled with wonderful experiences. We are very excited about the upcoming year and all it has to offer. Below is a list of all required 1st grade school supplies.

#### Readers:

- *Frog and Toad Together*, Arnold Lobel (ISBN 9780064440219)
- *Frog and Toad are Friends*, Arnold Lobel (ISBN 9780064440202)
- *Father Bear Comes Home*, Sendak (ISBN 9780064440141)
- *Little Bear*, Sendak (ISBN 9780064440042)

#### Supplies:

**A durable backpack WITHOUT wheels (name written on bag)**

2 boxes of 24 Crayola crayons	3 boxes of facial tissue (large size)
1 box of map pencils	2 (8 oz.) bottles of hand sanitizer
1 box of broad tip Crayola brand markers	1 box of quart-sized Ziploc bags
1 pair of scissors (Fiskar)	1 box of quart-sized Ziploc bags
1 supply box	2 boxes of Clorox Wipes
2 poly 2-pocket folders with prong fasteners	1 box of gallon-sized Ziploc bags
(1 red, 2 blue, and 2 green plastic folders)	

## 1st Grade Tour of Dallas



First Graders will take a bus tour of the city of Dallas.

**Tentative Date:** April 23, 2025

**Cost:** TBD

There will be a Parent Meeting to discuss the details.

## 2024-2025 St. Philip's School & Community Center Calendar

August 2024						
Su	M	Tu	W	Th	F	Sa
				1	2	3
4	5	6	7	8	9	10
11	12	13	14	15	16	17
18	19	20	21	22	23	24
25	26	27	28	29	30	31

September 2024						
Su	M	Tu	W	Th	F	Sa
1	2	3	4	5	6	7
8	9	10	11	12	13	14
15	16	17	18	19	20	21
22	23	24	25	26	27	28
29	30					

October 2024						
Su	M	Tu	W	Th	F	Sa
		1	2	3	4	5
6	7	8	9	10	11	12
13	14	15	16	17	18	19
20	21	22	23	24	25	26
27	28	29	30	31		

November 2024						
Su	M	Tu	W	Th	F	Sa
					1	2
3	4	5	6	7	8	9
10	11	12	13	14	15	16
17	18	19	20	21	22	23
24	25	26	27	28	29	30

December 2024						
Su	M	Tu	W	Th	F	Sa
1	2	3	4	5	6	7
8	9	10	11	12	13	14
15	16	17	18	19	20	21
22	23	24	25	26	27	28
29	30	31				

January 2025						
Su	M	Tu	W	Th	F	Sa
			1	2	3	4
5	6	7	8	9	10	11
12	13	14	15	16	17	18
19	20	21	22	23	24	25
26	27	28	29	30	31	

August	
18	Back to School Bash/ Middle School Tech Night
21	First Day of School
21	Quarter 1 Begins
22-23	Middle School Leadership Retreat
26	Before/After School Care Begins

September	
2	Labor Day - No School
6	New Parent Pastries w Principal In-person
16	Picture Day
17	PSA Meeting 5:45pm (In-Person)
19	North TX Giving Day
25	L.A.S.P. High School Fair
27	Private School Fair Day- No School

October	
8-Oct	Parent University Learning Simulation
11	Student Holiday/Staff Development
13	Fellowship Sunday
14	Indigenous People Day-Student & Staff Holiday
23/24	Quarter 1 Ends/ Quarter 2 Begins
28-31	Parent/Teacher Conferences

November	
1	Parent/Teacher Conferences
1	Pastries w/ Principal (Virtual)
11	Veterans Day/ Veterans Day Chapel
22	Grandparents Day/Early Release 12PM
25-29	Thanksgiving Break- No School

December	
2	Student Holiday/Staff Development
6	Pastries w/ Principal (Virtual)
12	Early Childhood Christmas Program 6pm
18	Christmas Chapel
19	1st-6th Christmas Musical 6pm
20	No Afterschool Care- 3:30/3:45-4:00 Dismissal
21-29	Christmas Break-No School

January	
1--3	Christmas Break-No School
6	Student Holiday/Staff Development
9/10	Quarter 2 Ends/ Quarter 3 Begins
14	PSA Meeting 5:45 (Virtual)
20	Martin Luther King Jr. Day- No School
31	Mid-Year Awards

February 2025						
Su	M	Tu	W	Th	F	Sa
						1
2	3	4	5	6	7	8
9	10	11	12	13	14	15
16	17	18	19	20	21	22
23	24	25	26	27	28	

March 2025						
Su	M	Tu	W	Th	F	Sa
						1
2	3	4	5	6	7	8
9	10	11	12	13	14	15
16	17	18	19	20	21	22
23	24	25	26	27	28	29
30	31					

April 2025						
Su	M	Tu	W	Th	F	Sa
		1	2	3	4	5
6	7	8	9	10	11	12
13	14	15	16	17	18	19
20	21	22	23	24	25	26
27	28	29	30			

May 2025						
Su	M	Tu	W	Th	F	Sa
				1	2	3
4	5	6	7	8	9	10
11	12	13	14	15	16	17
18	19	20	21	22	23	24
25	26	27	28	29	30	31

June 2025						
Su	M	Tu	W	Th	F	Sa
1	2	3	4	5	6	7
8	9	10	11	12	13	14
15	16	17	18	19	20	21
22	23	24	25	26	27	28
29	30					

July 2025						
Su	M	Tu	W	Th	F	Sa
		1	2	3	4	5
6	7	8	9	10	11	12
13	14	15	16	17	18	19
20	21	22	23	24	25	26
27	28	29	30	31		

February	
1	Re-Enrollment Opens
5	Real Men Pray Chapel
11	Parent University
14	Valentine's Day
14	Winter Break-Student Holiday/Staff Development
17	Winter Break-Student & Staff Holiday
28	Heritage Program

March	
1	Re-Enrollment Closes
14	Quarter 3 Ends
17-21	Spring Break-No School
24	Student Holiday/Staff Development
25	Quarter 4 Begins
31	Parent Conferences

April	
1--4	Parent Conferences
4	High School Signing Day
7--11	ERB Testing Week
18	Good Friday- No School
21	Easter Break- No School
22	Earth Day

May	
12--16	Teacher Appreciation Week
13	Blazer Ceremony/Passing of the Torch 8:30am
16	Field Day
21	E.C. 9am/L.S. 1:30 Awards
22	MSP/ MS Awards 9am
22	8th Graduation 6pm
23	Last Day of School/ Early Release 12PM

June	
2	Summer Packets Available on Parent Portal
14	Flag Day
15	Father's Day

July	
4	Independence day
	Student Holiday/Staff Development
	PSA/Parent University
	Student & Staff Holiday
	Parent Meeting Requirement Opportunity(4 is needed)



# The Dallas Arts Hive

## Bee in the Arts Summer 2024

Looking for ways to keep your child artsy this summer? These are a few of my go-to sites! I will be offering small group instruction this summer as well!

Email: [Aholmes@stphilips.com](mailto:Aholmes@stphilips.com) for details!!!

### Theater

<https://www.dct.org/academyclasses/summerclasses/>

<https://dallas.kidsoutandabout.com/content/drama-and-musical-theater-summer-camps-dallas>

### Visual Arts

<https://www.kidartdallas.com/camps>

<https://studioartsdallas.com/classes-and-camps/summer-classes/art-camps/>

### Dance

<https://dallas.kidsoutandabout.com/content/dance-summer-camps-dallas>

### Music

<https://www.schoolofrock.com/locations/dallas/music-camps>

<https://dallas.kidsoutandabout.com/content/music-summer-camps-dallas-area>

### Creative Writing

<https://dallas.kidsoutandabout.com/content/creative-writing-camp-1>

<https://writeonfrisco.com/collections/creative-writing-camps-summer>

# UNIFORM GUIDELINES

Girl's 6th-8th grade





# UNIFORM GUIDELINES

Girl's 4th-5th Grade



# UNIFORM GUIDELINES

Girl's K4-3rd Grade





# UNIFORM GUIDELINES

Girl's K2-K3 Grade



# UNIFORM GUIDELINES

\*Boy's 6th-8th grade



\*Tie is a men's tie. No clip-ons in middle school.



# UNIFORM GUIDELINES

Boy's K2-5th Grade



# PE UNIFORM GUIDELINES

1st-8th Grade





## **DRESS CODE AND SCHOOL UNIFORM**

St. Philip's School believes that emphasizing neat, clean, and appropriate attire will help students to develop good personal grooming throughout life. Haphazard grooming often encourages haphazard behavior and may interfere with a child's personal and academic progress. Adherence to this dress code is an exercise in obedience to rules and policy. We appreciate our parents' diligence in assisting their children in carefully adhering to the school uniform code.

Students shall observe the following specific requirements of the dress code:

### **A. General Appearance**

1. Neat, clean, and appropriate grooming for school will be encouraged and expected.
2. Hair styles and cuts should reflect good taste, and be appropriate to the simplicity of the uniform. All hairstyles (natural and others) should be kept neat in appearance – in adherence to our standard of excellence in all areas.
3. Boys may not wear earrings. Girls may wear modest earrings.
4. Make-up is not permitted.
5. No hats or caps may be worn inside the building. Adults are also asked to comply.
6. All shirts and blouses must always be tucked in.
7. St. Philip's sweaters, crewneck sweatshirts, hoodies and jackets are the only types of outer wear to be worn in the building.
8. College/University T-Shirts or sweatshirts may **only** be worn on Fridays with the St. Philip's uniform skirts, shirts, slacks, or shorts.
9. Titans may wear any College/University apparel on Thursdays and special Fridays are Free Dress days.
10. No body art (tattoos) will be allowed.
11. No gang symbols on books, bodies, bags, or other personal belongings are allowed.

### **B. Basic Guidelines**

1. Students who come to school improperly dressed will be issued a Dress Code Violation as a warning for their 1st offense. The

2nd dress code violation will result in the student being sent to the Admissions Office and parents being contacted to bring the proper clothing to school. The 3rd dress code violation will require the student to be picked up by the parent/guardian and taken home for the remainder of the day.

2. No miscellaneous items shall be worn on, over, or under the uniform. Extra coats, jackets, and non-uniform sweaters must be removed and hung in designated areas. They may not be worn in the building (hallway, classroom, gym, or cafeteria) once the school day has begun. St. Philip's sweaters, crewneck sweatshirts, hoodies and jackets are the only types of outer wear to be worn in the building.
3. Long pants are not acceptable for girls at any time.
4. St. Philip's plaid, red, white, or blue is the only acceptable color for hair accessories.
5. Uniform ties are to be worn on Mondays and special days.
6. The official uniform must be worn on Dress for Success Mondays. Boys should wear long pants and a uniform tie. Girls should wear dresses or skirts and a uniform tie. Middle School students must wear the Navy Blazer with St. Philip's emblem. No shorts or skorts may be worn on Mondays.
7. **November through March is winter weather. While there is no specific winter dress code, please be sure to dress your**

**student wisely for the cold weather conditions.**

### **C. Official Uniform**

The official uniform can be purchased at Levines Uniform Store or Official Website. Please check with the Admission Office for specific details.

All required items of the uniform shall be worn as follows:

#### **Uniform Girls**

##### **Shoes Girls**

- **PK2-PK3:** Black Mary Jane w/Velcro **NO TENNIS SHOES**
- **PK4 through 8<sup>th</sup> Grades:** Black and white or navy and white saddle oxford shoes are the only shoes that girls may wear.

#### **Pre-Kindergarten 2-Years Old through 3-Years Old Girls**

- **White oxford (button down collar)** (shirt/blouse, long or short sleeved) School Plaid or Dark Blue – Jumper. (Skirts **may not** be worn)
- **\*Navy** modesty shorts must be worn underneath jumper
- **Blue skorts** (no shorts or pants)
- White crew or knee socks (no lace) or white tights (no other color socks or tights may be worn). No ankle socks or footies may be worn
- School plaid cross tie
- St. Philip's red cardigan or pullover sweater with St. Philip's emblem.

#### **Pre-Kindergarten 4-Year Olds through 3rd Grade Girls**

- **White** shirt/blouse, long or short sleeved with button-down collar

- School plaid - Jumper (Skirts **may not** be worn)
- \***Navy** modesty shorts must be worn underneath jumper
- Blue skorts
- White crew or knee socks (no lace) or white tights (no other color socks or tights may be worn). No ankle socks or footies may be worn
- School plaid cross tie
- St. Philip's red cardigan or pullover sweater with St. Philip's emblem.

#### 4th through 5th Grade Girls Uniform

- School plaid - skirt only
- The remainder of the uniform is the same as 3<sup>rd</sup> grade girls (as described above) apart from the plaid jumper.

#### 6<sup>th</sup>-8th Grade Girls Uniform

- Khaki- skirt only
- Red logo polo
- School plaid cross tie
- **Light Blue** shirt/blouse, long or short sleeved with button-down collar and **Navy** blazer with St. Philip's emblem is required for "Dress for Success" Monday's.
- St. Philip's **Navy** cardigan or pullover sweater with St. Philip's emblem.

\*Girls **must** wear navy modesty shorts under their jumpers so that they may participate in more vigorous activities without embarrassment or undue concern about immodesty.

#### Uniform Boys

##### Shoes Boys

- **PK2-PK3:** Black Leather---Velcro **NO LACE UP SHOES**
- **PK4 – 8<sup>th</sup> Grades:** Boy's black lace-up shoe

#### Pre-Kindergarten 2 – 3-Year-Old Boys

- Navy blue slacks with or without cuffs (no corduroy or

outside labels such as Bugle Boy or Dockers)

- Baggy or "sagging" pants are not permitted
- Navy walking or knee – length shorts
- White oxford (button down collar) shirt, long or short sleeved
- Navy or black socks only with uniform shoes
- **No ankle socks or footies may be worn**
- Red cardigan or pullover sweater with St. Philip's emblem.

#### Pre-Kindergarten 4 Year Olds - 5th Grade Boys

- Navy blue slacks with or without cuffs (no corduroy or outside labels such as Bugle Boy or Dockers)
- Black or navy belt with small buckle (mandatory for K-6th grade)
- Baggy or "sagging" pants are not permitted
- Navy walking or knee-length shorts
- White shirt, long or short sleeved with button down collar
- Navy or black socks **only** with uniform shoes
- **No ankle socks or footies may be worn**
- Red cardigan or pullover sweater with St. Philip's emblem.

#### 6<sup>th</sup>-8th Grade Boys

- Khaki pants
- Khaki knee-length shorts
- Red logo polo
- School plaid tie (no clip-on, needs to be a full tie)
- **Light Blue** shirt/blouse, long or short sleeved with button-down collar and **Navy** blazer with St. Philip's emblem is required for "Dress for Success" Monday's.

- St. Philip's **Navy** cardigan or pullover sweater with St. Philip's emblem.

#### Physical Education Attire

Girls and boys (1st-8<sup>th</sup>) must wear **royal blue**, cotton blend shorts and **gray** T-shirts with an official St. Philip's logo. The official P. E. uniforms can be purchased through the Squadlocker Spirit Shop. The Squadlocker Spirit Shop carries P. E. shorts, short-sleeved and long-sleeved shirts as well as sweatshirts and sweatpants. PK2-Kinder students **do not** purchase PE (Physical Education) uniforms. They will wear their sneakers with their official uniform.

1<sup>st</sup>-8<sup>th</sup> grade boys and girls may bring any type of lace-up sneaker shoes for P.E. However, they are only to be worn with the P.E. uniform. When students are in the official school uniform, the official uniform shoe must be worn. Sneakers with roller blades are not permitted (roller runners).

#### Free & Special Dress Days

- When "Free & Special Dress Day(s)" are awarded, the attire must represent the St. Philip's Statement of Mission and Values. When students are awarded free dress days, while on field trips or on field day, they must wear closed toed shoes.
- Additional dress guidelines will be communicated at time of "Free & Special Dress Day(s)"
- **The following items do not meet the requirements of the Dress Code and cannot be worn on campus or while participating in academic excursions.**
- Students must wear closed-toe shoes at all times while on campus and on academic excursions. Crocs, slippers, and Bubble Slides are not acceptable school footwear.
- Clothing that is sheer or reveals large amounts of skin such as a tank top or shirt/dress with spaghetti straps.
- Shirts or clothing referring to sex, drugs, alcohol, violence pertaining to degrading and distracting statements.



- Outerwear that fits tightly such as biker shorts, compression shorts and pants, tights, jegging, leggings, pajamas, yoga pants, etc. Spandex attire is not permitted.
- Shorts (for boys and girls), dresses and skirt length must reach the mid-thigh when seated.
- Clothing that restricts movement or makes it difficult to remove as needed.
- **No one-piece, onesies, full-body, or full jumper** outfits are permitted for Early Childhood and students with urinary incontinence.

**No Sandals on Free Dress or Special Dress Days** - Open-toed shoes are not permitted.

**This policy is effective immediately and will be enforced.**

# Levines

YOUR UNIFORM HEADQUARTERS

## SHOP EARLY - SAVE MORE!

**MAY 5TH THRU JUNE 1ST 20% OFF!**

**JUNE 2ND THRU JUNE 29TH 15% OFF!**

**IN STORE, ONLINE & YOU CAN PUT IN LAYAWAY!!**

***SHOP ONLINE AT [LEVINESSTORES.COM](http://LEVINESSTORES.COM)***

LEVINES #92  
2550 W REDBIRD LN  
DALLAS TX 75237  
(214) 330-8186

LEVINES #19  
511 W JEFFERSON  
DALLAS TX 75208  
(214) 948-7396

### STORE HOURS

**MON - SAT 10 AM TO 6 PM  
SUN 11 AM - 5 PM**

**EXTENDED HOURS DURING BACK TO  
SCHOOL SEASON JULY - AUGUST**

**EASY  
LAYAWAY  
PLAN**

20% DOWN PAYMENT HOLDS UP TO \$300.00 WORTH  
OF MERCHANDISE

PAYMENTS DUE EVERY TWO WEEKS

PAYMENT SCHEDULE IS PROVIDED

WE ACCEPT CASH, DEBIT CARDS AND THESE CREDIT CARDS



# Levines

YOUR UNIFORM HEADQUARTERS

**AGA SUS COMPRAS CON TIEMPO!  
Y AHORRESE MAS!**

**DEL 5 DE MAYO AL 1 DE JUNIO 20% DE DESCUENTO!**

**DEL 2 DE JUNIO AL 29 DE JUNIO 15% DE DESCUENTO!**  
**DENTRO DE LA TIENDA Y EN LINEA & SE PUEDE PONER EN APARTADO**  
***HAGA SUS COMPRAS EN LINEA A LEVINESSTORES.COM***

LEVINES #92  
2550 W REDBIRD LN  
DALLAS TX 75237  
(214) 330-8186

LEVINES #19  
511 W JEFFERSON  
DALLAS TX 75208  
(214) 948-7396

## HORARIO DE OPERACION

**LUNES - SABADO 10 AM TO 6 PM**  
**DOMINGO 11 AM - 5 PM**

**HORAS EXTENDIDAS PARA EL REGRESO DE  
ESCUELA DURANTE JULIO A AGOSTO**

**EASY**  
**LAYAWAY**  
**PLAN**

## PLAN DE APARTADO FACIL

20% DE PAGO DE ENGANCHE PARA RETENER HASTA  
\$300 EN VALOR DE MERCANCIA, PAGO VENCE CADA  
DOS SEMANA PROVEMOS PAGO PROGRAMADO

ACEPTAMOS EFECTIVO, TARJETAS DE DEBITO Y ESTAS  
TARJETAS DE CREDITO

